

Website Navigation

By: Ashlyn Bryant



Chapter 3: Demonstration

Homepage



CreativePortfolio: World of Art & Academics

▶ Artwork

▶ Academic Work

▶ About Me

Welcome to CreativePortfolio

Presenting artwork for various
types of media and academics for
you to enjoy!

“Art is more than just
creating something
— it’s about who you
are.”

CreativePortfolio: World Of Art [Post](#)
& Academics

[Legal](#)

[Privacy Policy](#)

[Conditions](#)

[Contact Us](#)

[Copyright](#)

Post Page

CreativePortfolio: World Of Art Post & Academics

Proudly powered by WordPress | Designed by: [Effe Themes](#)



Posts

Logo Idea: The drawing of the wolf will probably be the logo for the website.



This work is licensed under [CC BY-NC-ND 4.0](#).

Website Info

Each of the artwork that will be posted on the website will include information regarding copyright and a description.

Academics: Project (Status)

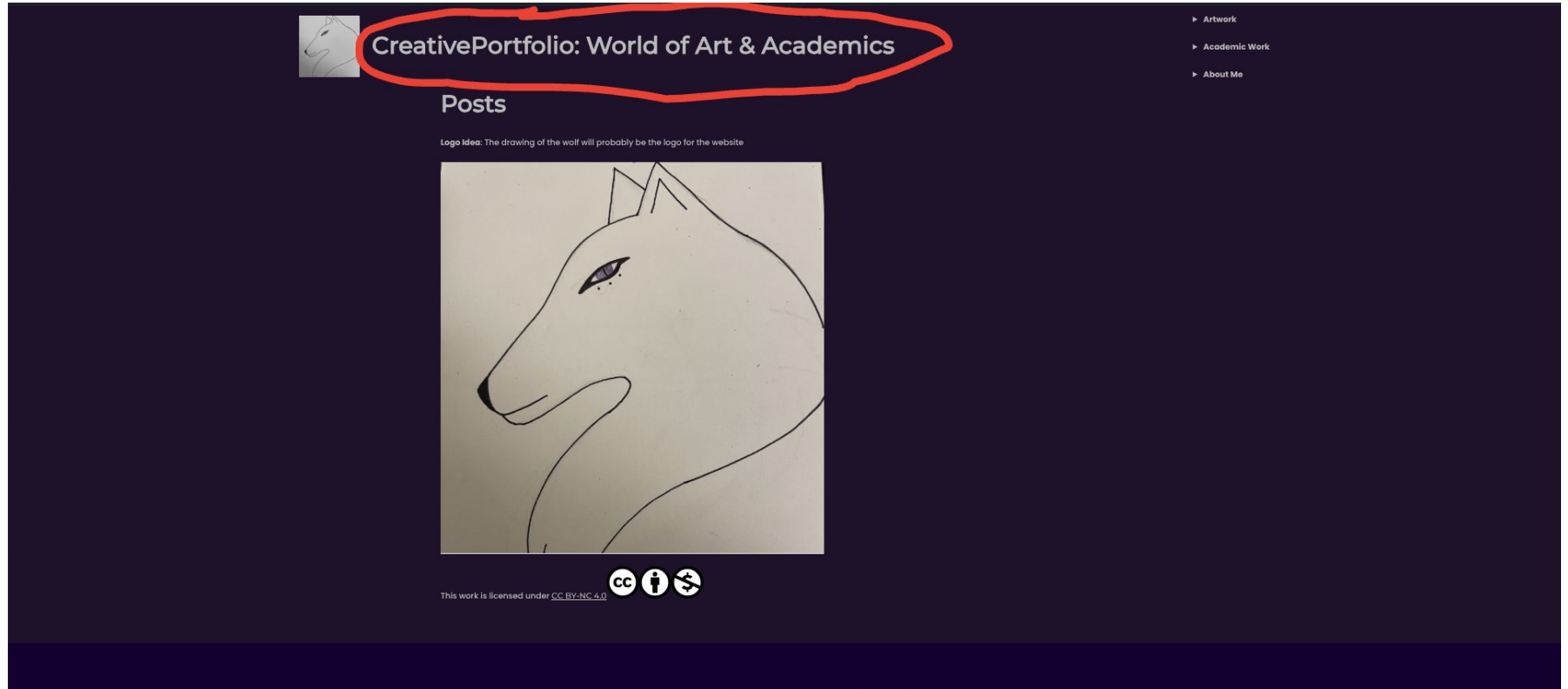
I am still trying to figure out what I want to put in this category.

CreativePortfolio: World Of Art [Post](#)
& Academics

Legal

- [Privacy Policy](#)
- [Conditions](#)
- [Contact Us](#)
- [Copyright](#)

Going Back to the Homepage



Copyright License


Legal

[Privacy Policy](#)

[Conditions](#)

[Contact Us](#)

[Copyright](#)



CreativePortfolio: World of Art & Academics

- [▶ Artwork](#)
- [▶ Academic Work](#)
- [▶ About Me](#)

Copyright

Copyright License

This work is licensed under CC BY-NC 4.0

CreativePortfolio: World of Art & Academics

CreativePortfolio: World Of Art [Post](#) & Academics

Legal

- [Privacy Policy](#)
- [Conditions](#)
- [Contact Us](#)
- [Copyright](#)

Proudly powered by WordPress | Designed by: [EffeThemes](#)

Back to the Top

CreativePortfolio: World Of
Art & Academics

[Post](#)

[Legal](#)

[Privacy Policy](#)

[Conditions](#)

[Contact Us](#)

[Copyright](#)

Drop-down Menus



CreativePortfolio: World of Art & Academics

- ▶ Artwork
- ▶ Academic Work
- ▶ About Me

Welcome to CreativePortfolio

Presenting artwork for various types of media and academics for you to enjoy!

Artwork:

▼ Artwork

Rough Draft Sketch Art

Sketch Art

High School Artwork

College Freshman Year Artwork

College Sophomore Year Artwork

College Junior Year Artwork

▶ Academic Work

▶ About Me

▼ Artwork

Rough Draft Sketch Art

Sketch Art

High School Artwork

College Freshman Year Artwork



College Sophomore Year Artwork

College Junior Year Artwork

▶ Academic Work

▶ About Me

Rough Draft Sketches:



Sketch Art:

▼ Artwork

Rough Draft Sketch Art

Sketch Art

High School Artwork

College Freshman Year Artwork

College Sophomore Year Artwork

College Junior Year Artwork

▶ Academic Work

▶ About Me



CreativePortfolio: World of Art & Academics

▶ Artwork

▶ Academic Work

▶ About Me


Sketch Art



Ashlyn Bryant, *Snake Sketch Art*, 2025

This work is licensed under [CC BY-NC 4.0](https://creativecommons.org/licenses/by-nc/4.0/)





Ashlyn Bryant, *Annoyed Lioness*, 2024



This work is licensed under [CC BY-NC 4.0](https://creativecommons.org/licenses/by-nc/4.0/)



Ashlyn Bryant, *Mysterious Woman*, 2025




This work is licensed under [CC BY-NC 4.0](https://creativecommons.org/licenses/by-nc/4.0/)



Ashlyn Bryant, *Jellyfish Sketch Art*, 2025



This work is licensed under [CC BY-NC 4.0](https://creativecommons.org/licenses/by-nc/4.0/)



Ashlyn Bryant, *The Lost Eye*, 2025



This work is licensed under [CC BY-NC 4.0](https://creativecommons.org/licenses/by-nc/4.0/)

High School Art:

▼ Artwork

Rough Draft Sketch Art

Sketch Art

High School Artwork

College Freshman Year Artwork

College Sophomore Year Artwork

College Junior Year Artwork

► Academic Work

► About Me

High School Artwork



Ashlyn Bryant, *Winter's Wolf*, 2019

High school art project that I did as a freshman. Initially this was untitled work like the rest of the artwork within the portfolio until recently except this one was the only one that was named prior to me taking the CRE-245-A: Portfolio Lab class. I gave this artwork a title during my first semester as a freshman as an Agnes Scott College student.



This work is licensed under [CC BY-NC 4.0](https://creativecommons.org/licenses/by-nc/4.0/)

College Freshman Artwork:

▼ Artwork

Rough Draft Sketch Art

Sketch Art

High School Artwork

College Freshman Year Artwork

College Sophomore Year Artwork

College Junior Year Artwork

► Academic Work

► About Me



CreativePortfolio: World of Art & Academics

► Artwork

► Academic Work

► About Me

College Freshman Year Artwork



Ashlyn Bryant, *The Original Mythical Creatures Series, 2024*

This was the final project of the Art-180-A: Visual Thinking I class that I took during my second semester of my freshman year. The mythical creatures included in this mixed-media series is a Hippocampus and a Hellhound.



This work is licensed under [CC BY-NC 4.0](https://creativecommons.org/licenses/by-nc/4.0/)

College Sophomore Artwork:

▼ Artwork

Rough Draft Sketch Art

Sketch Art

High School Artwork

College Freshman Year Artwork

College Sophomore Year Artwork

College Junior Year Artwork

► Academic Work

► About Me

College Sophomore Year Artwork



Ashlyn Bryant, *Peacock*, 2024

This was the final project of my VPS-240-A: Drawing and Composition class that I took during my first semester of my sophomore year. This is also the final product of the rough draft sketch art peacock cutout I used in the *Reusing Old Rough Draft Sketch Art Series*.



Ashlyn Bryant, *Flora Painting*, 2025

This was the final project of my VPS-241-A: Painting Processes class I took as sophomore. It was done from a direct observation of a photo that I took when I went to the Botanical Gardens from my SCALE experience.

This work is licensed under [CC BY-NC 4.0](https://creativecommons.org/licenses/by-nc/4.0/)





Ashlyn Bryant, *The Azure Trio in Nature Series*, 2025



This work is licensed under [CC BY-NC 4.0](https://creativecommons.org/licenses/by-nc/4.0/)



Ashlyn Bryant, *The Azure Trio in Nature Series*, 2025



This work is licensed under [CC BY-NC 4.0](https://creativecommons.org/licenses/by-nc/4.0/)



Ashlyn Bryant, *The Azure Trio in Nature Series*, 2025

A series that I did for a summer course class that I took, VPS-250-ON: Modern & Contemporary Art. The spiral in the water that was included in all of the drawings was inspired by Robert Smithson, *Spiral Jetty*, 1970.



This work is licensed under [CC BY-NC 4.0](https://creativecommons.org/licenses/by-nc/4.0/)

College Junior Artwork:

▼ Artwork

Rough Draft Sketch Art

Sketch Art

High School Artwork

College Freshman Year Artwork

College Sophomore Year Artwork

College Junior Year Artwork

► Academic Work

► About Me

College Junior Year Artwork



Ashlyn Bryant, *Rhino Figurine*, 2025

This series was the first series that I did for my VPS-340-A: Advanced Drawing class during the first semester of junior year. It is a direct observation of a small rhino figurine sitting on my desk with different objects in the background. I did six drawings in total, all of them being different while using various types of paper.

This work is licensed under [CC BY-NC 4.0](https://creativecommons.org/licenses/by-nc/4.0/)





Ashlyn Bryant, *Reusing Old Rough Draft Sketch Art Series*, 2025

This work is licensed under [CC BY-NC 4.0](https://creativecommons.org/licenses/by-nc/4.0/)




Ashlyn Bryant, *Reusing Old Rough Draft Sketch Art Series*, 2025

This was the second series that I did in my VPS-340-A: Advanced Drawing class. I used cutouts of old sketch art that I did for previous art classes I took in the past few years. All of the sketches that I used for this project were for final projects.

This work is licensed under [CC BY-NC 4.0](https://creativecommons.org/licenses/by-nc/4.0/)





Ashlyn Bryant, *The Dragon Series*, 2025



This work is licensed under [CC BY-NC 4.0](https://creativecommons.org/licenses/by-nc/4.0/)



Ashlyn Bryant, *The Dragon Series*, 2025



This work is licensed under [CC BY-NC 4.0](https://creativecommons.org/licenses/by-nc/4.0/)



Ashlyn Bryant, *The Dragon Series*, 2025

This was the final project that I did for the VPS-340-A: Advanced Drawing class. The idea of doing a dragon art series was something that I've wanted to do for a long time but didn't get around to until the first semester of my junior year.

This work is licensed under [CC BY-NC 4.0](https://creativecommons.org/licenses/by-nc/4.0/)



Ashlyn Bryant, *The Destroyer*, 2026



This work is licensed under [CC BY-NC 4.0](https://creativecommons.org/licenses/by-nc/4.0/)



Ashlyn Bryant, *The Guardian*, 2026



This work is licensed under [CC BY-NC 4.0](https://creativecommons.org/licenses/by-nc/4.0/)



Ashlyn Bryant, *The Warning*, 2026



Ashlyn Bryant, *The Thunder, The Lightning*, 2026

These four mixed-media drawings; *The Destroyer*, *The Guardian*, *The Warning*, and *The Thunder, The Lightning* are all a part of a series called *Capstone Mythical Creatures Series*, which is what I chose to do for my Capstone project. The mythical creatures that are present within the series are a Western/European Dragon, Griffin, Kelpie, and a Raiju.



This work is licensed under [CC BY-NC 4.0](https://creativecommons.org/licenses/by-nc/4.0/)

CreativePortfolio: World Of Art [Post](#)
& Academics

[Legal](#)

[Privacy Policy](#)

[Conditions](#)

[Contact Us](#)

[Copyright](#)

Academic Work


▶ Artwork

▼ Academic Work

Projects


Papers

▶ About Me

 CreativePortfolio: World of Art & Academics

Papers

Ashlyn Bryant
Drawing and Composition
Professor Emerson
12/16/2024
Self Evaluation



Ashlyn Bryant, Peacock, 2024

This work is licensed under [CC BY-NC-ND](https://creativecommons.org/licenses/by-nc-nd/4.0/)

To be completely honest I really don't know what I was going to do for the final project of this class. I went through a few ideas before landing on the peacock. A peacock-themed character, with wings, hair with an angry colorful expression, and a person facing a sunset. Once I figured out that I wanted to do the peacock, I already knew that I wanted it to have a cool color scheme. As shades of blue and green are usually the colors that come to mind when thinking of peacocks. While I was working on this project, I remembered that I had made something similar to this in my first year of high school for my art class. That piece had a silhouette of a peacock with its people outline with yellow eyes, red background, and only a small portion of a tail could be seen. For this final project, there was a lot of time and decision making especially with the wing and the background. Originally the wing was supposed to resemble the head and want to be able to look up that much space but there was too much negative space. Also I figured that having the whole wing being dark blue would've been boring. Responding to the making part of the wing a different shade of blue as well as adding a pattern. Although I was a bit disappointed that one couldn't see the pattern from a distance, for the background of first I wanted to add blue tissue paper, unfortunately there wasn't any blue tissue paper. So I went with the blue paint instead. While making this project, I learned that markers are probably not the best things to use as they tend not to last long. The mistakes that I used were a black shoppe, green pastels, blue paint, and blue paint as previously stated.

Ashlyn Bryant
Advanced Drawing
Professor Emerson
09/22/2025
Portfolio 1



Ashlyn Bryant, Rhino Figurine Series, 2025

This work is licensed under [CC BY-NC-ND](https://creativecommons.org/licenses/by-nc-nd/4.0/)

At first I did not know what I wanted to do for the first project of the semester as Professor Emerson had suggested that I should make multiple drawings of the same subject but making sure that each were different. After receiving help I decided to do a direct observation of a small rhino statue sitting on my desk with different objects in the background. I did six drawings in total, all of them being different while using various types of paper. The first one that I did is the one shown the bottom crumpled paper drawing. That one I used paper from my drawing journal and I only used a regular pencil and the blue one from the supply list. Everything outside from the white wall in the background and the six triangles within the circle on the rhino is a shade of gray. Unlike the other drawings there is a shadow present. The second that I did was the brown crumpled paper one beneath the first that did. I crumpled that paper in order to add the circles that the statue has without actually having to draw said circles. For the one I started with a pencil then went over it with a pen and used the vine charcoal for the dark part. Drawing number three is the pen one to the brown crumpled paper one. The paper I used for the third was from the journal that I used from my painting class I took last year. This is the only one where the circles on the statue are not visible within the drawing itself. I used a black colored pencil and pen when coloring the rhino that is presented at an angle unlike the first two drawings. For the background, I used a little bit of vine charcoal. Drawing number four is the one where I used black pieces of paper and used white charcoal for both the drawing and coloring boxes. In contrast to the other three drawings I added some objects in the background. In the background I have done one no. I do not know those objects were supposed to be or what they are called. The final drawing that I did for this project is the one in the corner with the two rocks and a part of a branch. I used both pencils for the rhino statue and the black vine charcoal for the desk once again. As well as leaving the wall completely blank and the type of paper that I used was thicker than other white pieces of paper that I had already used. However, unlike the other two previous drawings where I added objects that one has three instead of two. Also two of the ones are in front of the rhino other three behind like the slightly bigger rock is. For the wood piece, I used a pencil and a dark brown colored pencil and for the rocks I used rusty brown and orange colored pencils. Looking at the finished product I noticed that the majority of the drawings have a neutral color palette with the last drawing being the only one having an unneutral color. The rocks, the bigger one being behind the rhino and the smaller being in front of the wood piece, are an orange-brown color. For me, the goal of this project was to try out different approaches and techniques. This project was the first time that I drew the same thing in different ways, using various types of paper, and drawing with a white charcoal pencil. To which was the goal of this project for me to try out new materials and techniques. Overall, I had now everything had turned out in the end. Personally, I like the first and fourth drawings the best out of the six. But I had to do it all over again I would've to make a better attempt at drawing the statue at different angles.

About Me



About Me:



CreativePortfolio: World of Art & Academics

- ▶ [Artwork](#)
- ▶ [Academic Work](#)
- ▶ [About Me](#)

About Me

Hi everyone,

I am a student at Agnes Scott College and majoring in Creative Arts: Visual Practices. The reasons why I chose Agnes Scott was because it wasn't too far away, has a small campus, and has an Anime Club. With the college not being too far away from home it means that I don't have to travel by airplane which I don't like. Having a small campus makes it easier to navigate. Originally I wanted to major in Art History and minor in Biology but I changed my mind after my first semester as a college student. My current goals are to pass all of my classes, complete the requirements for my major, complete the general requirements for graduation, and graduate on time. My favorite color is purple, my favorite animal is the wolf, and I am a big fan of anime.

CreativePortfolio: World Of Art [Post](#)
& Academics

Legal

[Privacy Policy](#)
[Conditions](#)
[Contact Us](#)
[Copyright](#)

Link to the website

- <https://ashlynb.creativeportfolio.org/>